


# All You Need to Know to Make the Perfect Slime

Slime is a fun and easy way to relieve stress and express your creativity. It's also a great activity for kids and adults alike. If you're new to slime making, don't worry - it's really easy to get started.



## The Slime Book: All You Need to Know to Make the Perfect Slime by DK

★★★★☆ 4.5 out of 5

Language : English

File size : 19864 KB

Screen Reader : Supported

Print length : 161 pages



## Materials You'll Need

- Clear glue
- Water
- Food coloring (optional)
- Glitter (optional)
- Slime activator (borax or contact lens solution)
- Mixing bowl
- Spoon or whisk

## **Step-by-Step Slime Recipe**

1. In a mixing bowl, combine 1 cup of clear glue and 1/2 cup of water.
2. Add food coloring, if desired.
3. Add glitter, if desired.
4. Slowly add slime activator, 1 tablespoon at a time, while stirring constantly.
5. Continue stirring until the slime begins to come together and form a ball.
6. Knead the slime with your hands until it is smooth and elastic.

## **Tips for Making the Perfect Slime**

- Use clear glue for the best results. White glue will make your slime cloudy.
- Add food coloring to create any color slime you want.
- Add glitter to make your slime sparkly.
- Use borax as a slime activator for a firmer slime.
- Use contact lens solution as a slime activator for a softer slime.
- If your slime is too sticky, add more slime activator.
- If your slime is too runny, add more glue.
- Store your slime in an airtight container at room temperature.

## **Different Types of Slime**

There are many different types of slime, each with its own unique texture and properties. Here are a few of the most popular types of slime:


- **Clear slime:** This type of slime is transparent and has a soft, squishy texture.
- **Fluffy slime:** This type of slime is soft and fluffy, and it can be stretched and pulled without breaking.
- **Glitter slime:** This type of slime is made with glitter, which gives it a sparkly appearance.
- **Magnetic slime:** This type of slime is made with iron filings, which makes it magnetic.
- **Glow-in-the-dark slime:** This type of slime glows in the dark, making it perfect for nighttime play.

## Troubleshooting

If you're having trouble making slime, here are a few troubleshooting tips:

- Make sure you're using the right type of glue. Clear glue is the best type of glue for slime making.
- Make sure you're adding the slime activator slowly. Adding too much slime activator too quickly can make your slime too sticky.
- If your slime is too sticky, add more water.
- If your slime is too runny, add more glue.
- If your slime is too hard, add more slime activator.
- If your slime is too soft, add more glue.

Making slime is a fun and easy way to relieve stress and express your creativity. With the right materials and a clear DIY slime recipe, you can make the perfect slime every time. So what are you waiting for? Get started today!



## The Slime Book: All You Need to Know to Make the Perfect Slime by DK

★★★★☆ 4.5 out of 5

Language : English

File size : 19864 KB


Screen Reader: Supported

Print length : 161 pages



## Paper Blood: Two of the Ink Sigil

By D.S. Otis In the world of Paper Blood, vampires and humans live side by side, but not always in peace. The vampires are a secretive and...



## Starting Up: Critical Lessons from 10 New Schools

Starting a new school is a daunting task, but it can also be an incredibly rewarding one. In this article, we will examine the critical lessons learned...