


Mastering Formative Assessment Moves: A Comprehensive Guide to Enhance Student Learning

:

In the ever-evolving landscape of education, formative assessment has emerged as a cornerstone for effective teaching and student growth. Formative assessment moves, coined by renowned educational researcher Rick Stiggins, are a set of five strategic actions that empower teachers to assess student understanding in real-time and adjust their instruction accordingly. This article delves into the world of formative assessment moves, providing a comprehensive guide to help educators master these techniques and unlock the full potential of their students.



Mastering Formative Assessment Moves: 7 High-Leverage Practices to Advance Student Learning

by MALINA PRONTO

★★★★☆ 4.4 out of 5

Language	: English
File size	: 1849 KB
Text-to-Speech	: Enabled
Enhanced typesetting	: Enabled
Word Wise	: Enabled
Print length	: 363 pages
Screen Reader	: Supported
X-Ray for textbooks	: Enabled
Paperback	: 32 pages
Item Weight	: 3 ounces
Dimensions	: 8.27 x 0.08 x 8.27 inches

FREE

DOWNLOAD E-BOOK



The Five Formative Assessment Moves

1. Clarifying Learning Goals and Criteria:

The foundation of effective assessment lies in establishing clear and shared learning goals. In this move, teachers articulate the specific knowledge, skills, and abilities that students are expected to achieve. By making these goals known to students from the outset, they are able to set realistic targets and monitor their own progress. Additionally, teachers develop assessment criteria in alignment with the learning goals, providing students with rubrics or checklists to guide their efforts and self-assess their work.



2. Eliciting Evidence of Learning:

Assessment involves gathering evidence of student understanding. In this move, teachers use various techniques to elicit this evidence, including questioning, observations, work samples, and exit tickets. Formative assessments can be conducted informally throughout a lesson, providing teachers with valuable insights into student comprehension. By analyzing this evidence, teachers can identify areas where students need additional support or enrichment.



3. Providing Feedback that Moves Learners Forward:

Feedback is an indispensable tool for student growth. In this move, teachers provide timely and actionable feedback that helps students bridge the gap between their current understanding and the desired learning goals. Effective feedback is specific, descriptive, and actionable, focusing on the strengths and areas for improvement in a student's work. By providing constructive feedback, teachers empower students to take ownership of their learning and foster a culture of growth mindset.

Effective Feedback on Student Writing

SPECIFIC TO STUDENT NEED

Feedback should be tailored to the student's specific needs and writing skills, not the final product.

TIMELY

Feedback should be provided within 48 hours of the student's submission to be most effective.

FOCUSED AND POSITIVE

Feedback should focus on the strengths of the student's work and provide constructive suggestions for improvement.



4. Activating Students as Owners of Their Own Learning:

Empowering students as active participants in their learning journey is crucial for sustained growth. In this move, teachers encourage and equip students to self-assess their work, set learning goals, and reflect on their progress. By fostering a sense of ownership over their learning, students become more engaged and motivated to improve their performance.

Self-Assessments and Checklists for Good Work Habits

I am ready to work.

Name: _____ Date: _____

	I am listening and following instructions.	<input checked="" type="checkbox"/>
	My materials are out and I am ready to learn.	<input checked="" type="checkbox"/>
	My body is at a good energy level to get my work done.	<input checked="" type="checkbox"/>
	I understand what I am supposed to be doing right now.	<input checked="" type="checkbox"/>
	I am ready to do my best.	<input checked="" type="checkbox"/>
	I am focused on the task or assignment.	<input checked="" type="checkbox"/>

Score out of 6 possible:

YourTherapySource

5. Using Assessment Data to Inform Instruction:

Data is the currency of educational decision-making. In this move, teachers analyze the data gathered from formative assessments to understand student strengths, weaknesses, and areas where instruction needs to be adjusted. By using data to inform instruction, teachers can tailor their

lessons to meet the specific needs of their students, ensuring that every student has the opportunity to succeed.



Practical Applications and Strategies:

To help educators translate these moves into actionable teaching strategies, here are some practical examples and strategies:

- **Clarifying Learning Goals and Criteria:** Use learning intentions and success criteria displayed in the classroom. Provide rubrics or checklists to students.
- **Eliciting Evidence of Learning:** Conduct quick mini-assessments such as exit tickets, one-minute papers, or thumbs up/down questioning.

- **Providing Feedback that Moves Learners Forward:** Use the "two stars and a wish" technique: highlight two positive aspects of a student's work and provide one constructive suggestion for improvement.
- **Activating Students as Owners of Their Own Learning:** Encourage students to create their own learning goals, track their progress, and reflect on their learning through journals or portfolios.
- **Using Assessment Data to Inform Instruction:** Track student assessment data over time to identify patterns and adjust instruction accordingly. Utilize data analysis tools to visualize student progress.

Benefits of Formative Assessment Moves:


Implementing formative assessment moves comes with a multitude of benefits that enhance student learning:

- Improves student understanding and achievement
- Increases student engagement and motivation
- Supports timely intervention and differentiation
- Fosters self-assessment and lifelong learning skills
- Builds a culture of continuous improvement

:

Mastering formative assessment moves is an invaluable skill for educators seeking to revolutionize their teaching practice and ignite student learning. By embracing these five key moves, teachers can create assessment-rich classrooms where students are actively engaged in their own growth and

empowered to reach their full potential. With patience, practice, and commitment, educators can transform the way they assess and improve their students' learning trajectories, fostering a lifelong love of learning and ensuring the success of all learners.



Mastering Formative Assessment Moves: 7 High-Leverage Practices to Advance Student Learning

by MALINA PRONTO

★★★★☆ 4.4 out of 5

Language	: English
File size	: 1849 KB
Text-to-Speech	: Enabled
Enhanced typesetting	: Enabled
Word Wise	: Enabled
Print length	: 363 pages
Screen Reader	: Supported
X-Ray for textbooks	: Enabled
Paperback	: 32 pages
Item Weight	: 3 ounces
Dimensions	: 8.27 x 0.08 x 8.27 inches


FREE

DOWNLOAD E-BOOK



Paper Blood: Two of the Ink Sigil

By D.S. Otis In the world of Paper Blood, vampires and humans live side by side, but not always in peace. The vampires are a secretive and...



Starting Up: Critical Lessons from 10 New Schools

Starting a new school is a daunting task, but it can also be an incredibly rewarding one. In this article, we will examine the critical lessons learned...